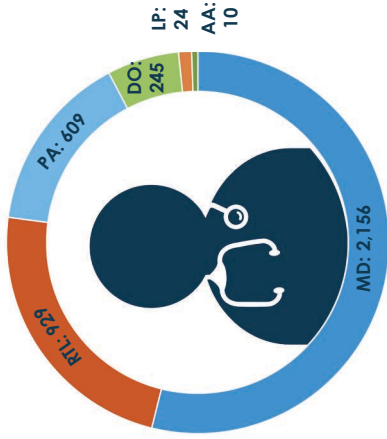


Year in Review: A look back at data from 2015

Data reflects information for the calendar year beginning Jan. 1, 2015 and ending Dec. 31, 2015

ABBREVIATIONS: MD: Physicians, DO: Osteopathic Physician, RTL: Resident Training License, PA: Physician Assistants, CPP: Clinical Pharmacist Practitioner, LP: Licensed Perfusionist, AA: Anesthesiology Assistant

TOTAL LICENSES ISSUED

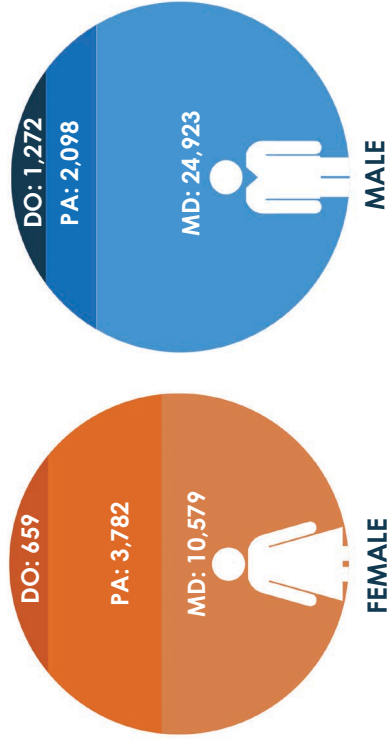


TOTAL LICENSEE POPULATION



MD: 34,248 | PA: 5,880 | RTL: 2,702 | DO: 1,931
CPP: 170 | LP: 151 | AA: 25

TOTAL BY SEX



MEDICAL CORPORATIONS

As of Dec. 31, 2015, there were **4,488** registered PCs and LLCs in North Carolina.

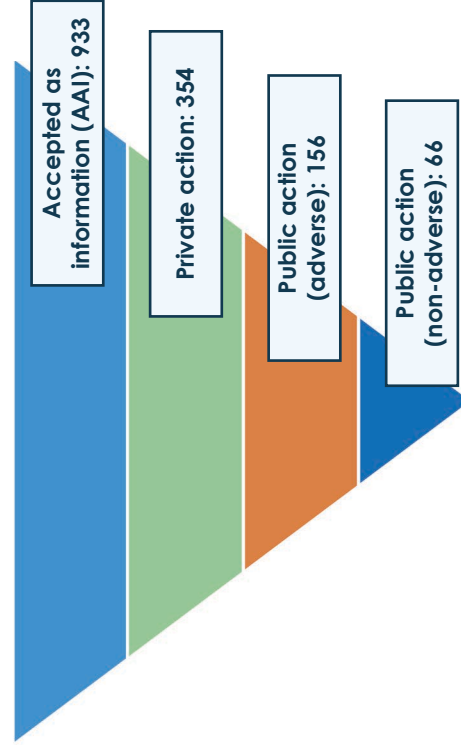
NEW REGISTRANTS



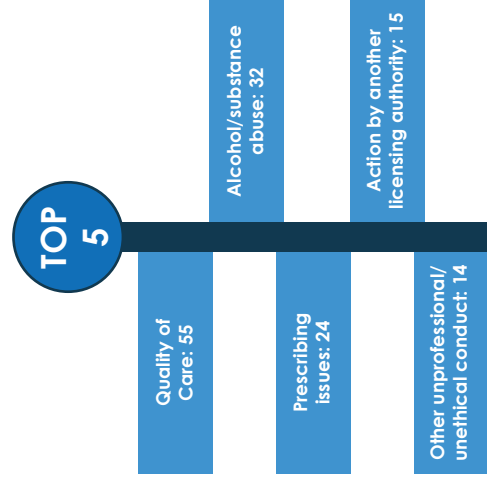
TOTAL REGISTRANTS



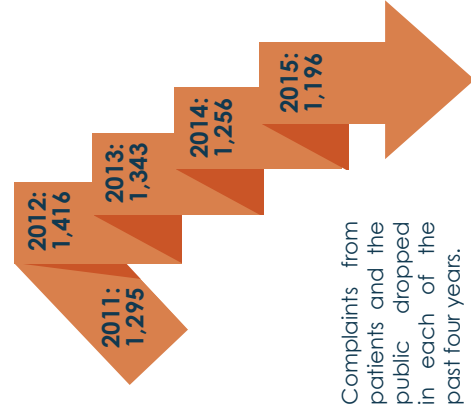
ENFORCEMENT CASE OUTCOMES, 2015



CAUSES OF PUBLIC ACTION



COMPLAINTS BY YEAR



TOP FIVE CASES OPENED BY PRIMARY ALLEGATION

QUALITY OF CARE: 582

Communication issues: 419

Out of State Action: 264

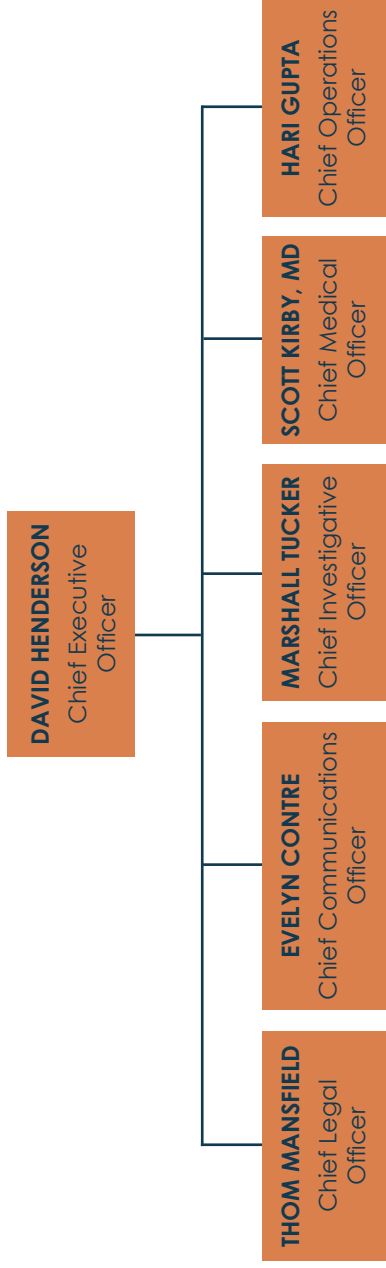
Policy/Procedure within Dept of Corrections: 172

Medical records/HIPPA issue: 106

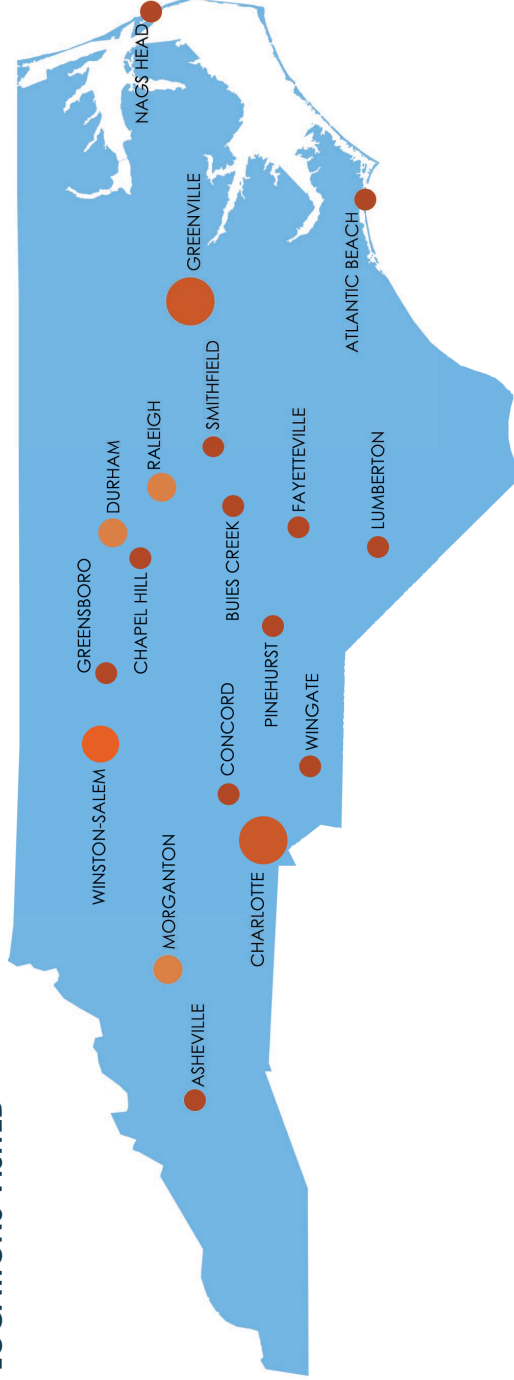
STRATEGIC REORGANIZATION

One of the biggest changes the Board underwent in 2015 was a staff reorganization initiated in March 2015. The reorganization introduced a new leadership structure. A primary goal was to shift day-to-day operations to managers and directors, freeing up senior management to focus on implementing NCMB's strategic plan, increasing collaboration with stakeholder groups and identifying industry or regulatory issues. Building an agency that anticipates and effectively addresses challenges is the ultimate goal.

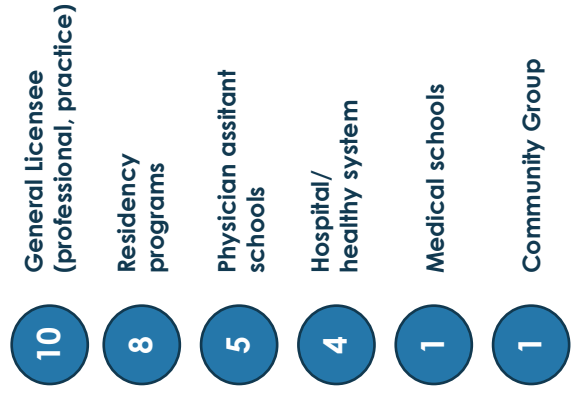
LEADERSHIP STRUCTURE



LOCATIONS VISITED



GROUPS PRESENTED TO



Outreach & Transparency is one of five key strategic priorities of NCMB's 2015-2018 Strategic Plan. One of the most visible ways NCMB is working towards this is through increasing its presentations to professional audiences. In 2015, NCMB increased the number of presentations to all audiences by more than 300 percent.