

# Year in Review:

## A look back at data from 2010

This year's annual Year in Review feature highlights a selection of data about the Board's expanded online Licensee Information pages, along with general demographic information and a review of Board work during 2010. Licensee demographic information reflect totals as of December 31, 2010. To date, about 17 percent of physicians and about 15 percent of physician assistants have not responded to Board requests to update and expand their Licensee Information pages, which present detailed information about individual licensees. If you have not logged in to [www.ncmedboard.org](http://www.ncmedboard.org) to complete your page, please do. Click on "Update Licensee Info" in the green Quick Links box at the right of the home page.

Many licensees who have updated their pages have not taken the opportunity to provide optional information, such as stating a practice philosophy or reporting whether they accept new Medicare and Medicaid patients. And, while most physicians have updated their postgraduate training information to comply with the Board's new format, many still have not. Licensees with no reported postgraduate training are out of compliance with NC law.

Visit the NCMB's Data Center online at [www.ncmedboard.org/data\\_articles](http://www.ncmedboard.org/data_articles) for additional graphics and information.

### SUMMARY OF THE 2010 BOARD ACTION REPORT

#### PREJUDICIAL ACTIONS\*

- Annulment:**  
1 Action (1 Physician)
- License Denied:**  
6 Actions (5 Physicians, 1 PA)
- Probation:**  
23 Actions (20 Physicians, 2 PA, 1 NP)
- Revocations:**  
4 Actions (4 Physicians)
- Reprimand:**  
48 Actions (45 Physicians, 2 PAs, 1 CPP)
- Suspensions:**  
59 Actions [23 Stayed] (48 Physicians, 10 PAs, 1 NP)
- Summary Suspensions:**  
1 Action (1 Physician)
- Miscellaneous Actions:**  
1 Action (1 Physician)
- Surrenders:**  
11 Actions (8 Physicians, 3 PAs)
- Public Letters of Concern:**  
77 Actions (71 Physicians, 4 PAs, 1 NP, 1 LP)
- Temporary/Date Licenses Issued to Expire:**  
10 Actions (6 physicians, 4 PAs)
- Temporary/Dated Licenses Allowed to Expire:**  
1 Action (1 physician)
- Conditions on License**  
56 Actions (46 Physicians, 9 PAs, 1 NP)

### 2010 POPULATION OF PHYSICIANS AND PHYSICIAN ASSISTANTS

The figures below are illustrations not intended to directly reflect the numeric value of the MD/DO and PA populations.

Total physician population: 31,997



Physicians in-state: 22,879



Physicians out-state: 9,118



Total PA population: 4,410



PAs in-state: 3,784



PAs out-state: 356



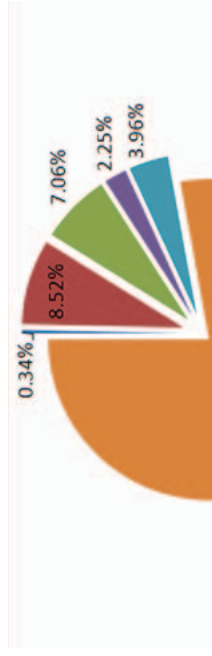
Male: 23,037 | Female: 8,959



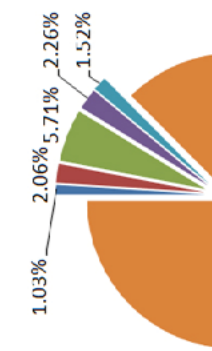
Male: 1,719 | Female: 2,690



#### PHYSICIAN LICENSEES BY RACE/ETHNICITY



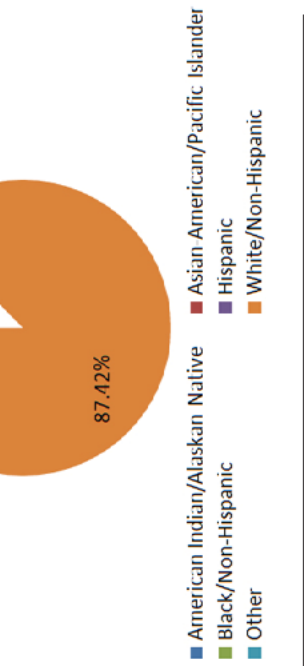
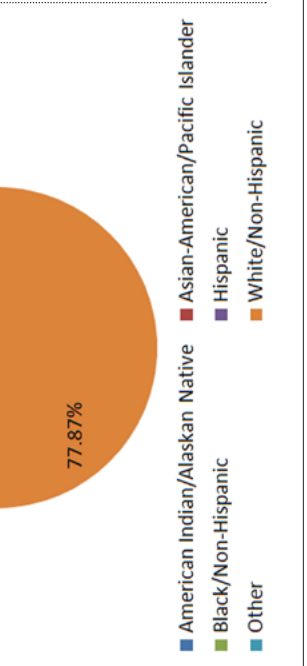
#### PA LICENSEES BY RACE/ETHNICITY



**Limitations/Restrictions on License**  
 19 Actions (18 Physicians, 1 PA)

**TOTALS:** Prejudicial actions in 2010 related to 226 persons (197 physicians; 25 PAs; 2 NPs; 1 CPP, 1 LP)  
*Prejudicial actions in 2009 related to 218 persons (192 Physicians; 24 PAs; 1 NPs; 1 CCP)*

\*Prejudicial Action: A "prejudicial action" is adverse in nature and reflects a violation of the Medical Practice Act by the practitioner.



### LICENSEE INFORMATION

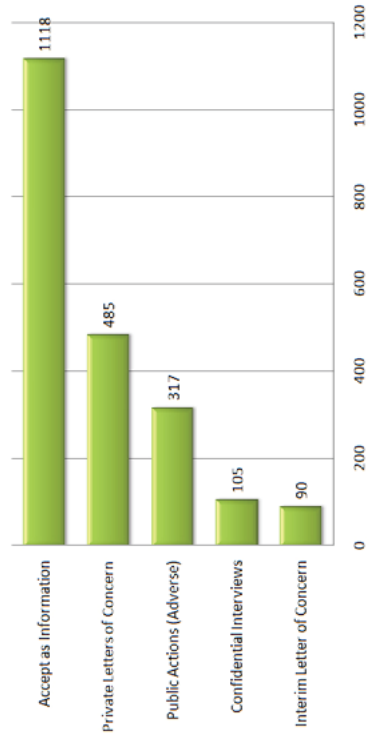
Many licensees still have not responded to Board requests to update their Licensee Information pages. Data show licensee response since October 2009.

Licensee Responded	Not Responded
MD/DO	26,579
PAs	3,594
<b>Total</b>	<b>30,173</b>

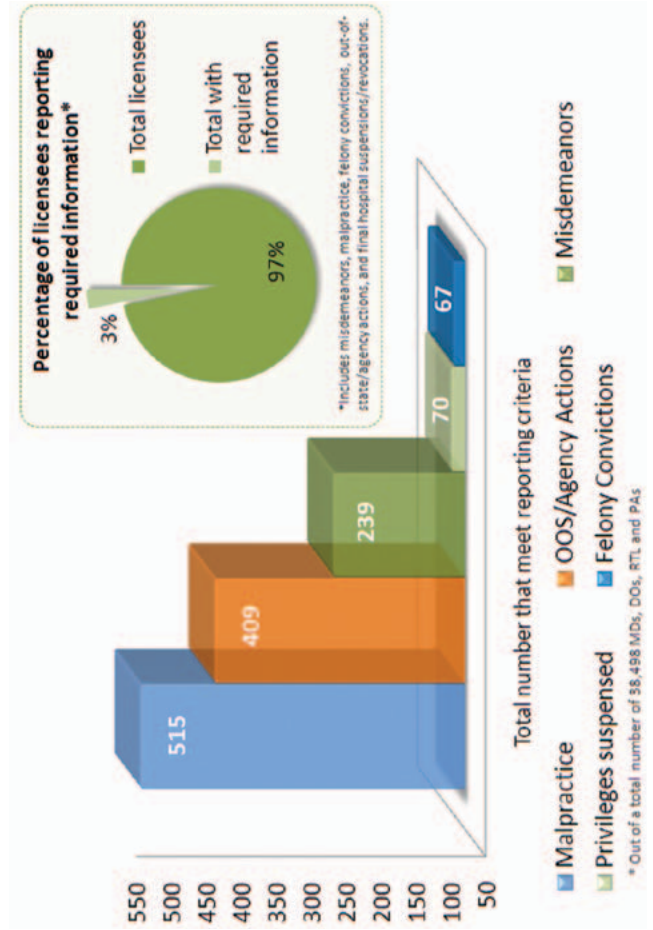
### MATTERS REVIEWED 2009-2010

Matters Reviewed	2010	2009
Complaints Received	1,371	1,113
Malpractice Reports	298	351
Investigations	910	969
<b>Total Items Reviewed</b>	<b>2,579</b>	<b>2,433</b>

### PUBLIC AND PRIVATE ACTIONS 2010



### TOTAL NUMBER OF LICENSEES REPORTING ADVERSE INFORMATION AS OF 03/1/2011\*



### TOTAL NUMBER OF LICENSEES REPORTING IN OPTIONAL INFORMATION CATEGORIES AS OF 3/1/2011

